



SHARE YOUR RIDE

#BUILTFORGLORY



NOAH

FRAME PASSPORT

TYPE: 7E0

LAST UPDATE: 21/08/2015

INDEX

0.	UPDATES	3
1.	GENERAL	3
1.1.	DESCRIPTION	3
1.2.	PART CODES	3
2.	MATERIAL	3
3.	WEIGHT	3
3.1.	FRAME	3
3.2.	FORK	3
4.	GEOMETRY	4
5.	CABLE ROUTING	4
5.1.	COMPATIBILITY	4
5.2.	MECHANICAL CABLE ROUTING	4
5.3.	ELECTRONICAL CABLE ROUTING	5
5.3.1.	BATTERY MOUNT POSITIONS	5
6.	PARTS	5
6.1.	FORK	5
6.1.1.	MATERIAL	5
6.1.2.	DIMENSIONS	5
6.1.3.	WHEELS	6
6.1.4.	PART CODES	6
6.2.	HEADSET	6
6.3.	SEAT POST	6
6.3.1.	SEAT POST CLAMP	7
6.4.	BOTTOM BRACKET	7
6.5.	BRAKES	7
6.6.	DERAILLEUR	7
6.6.1.	FRONT	7
6.6.2.	REAR	7
6.7.	DROP OUTS	8
6.8.	WHEELS	8
6.9.	TIRES	8
7.	WARRANTY INFORMATION	8
7.1.	MAXIMUM RIDER WEIGHT	8

0. UPDATES

The development of frames, forks and components is a continuous running process. Therefore we strongly advise before reading this information sheet check our website for new updates.

1. GENERAL

1.1. DESCRIPTION

The Noah is all about speed and performance. It's racing heritage, combined with superior aerodynamic technology and beautiful design sets a new benchmark in the aero category. It stays true to our form-follows-function design principle where every detail has been studied and tested to reach ultimate performance. The Noah SL is the bike of choice for the true cycling enthusiast or pro who is looking for ultimate speed.

1.2. PART CODES

All the Noah frames have a particular part code composed by the letters "FRANOARID...", added by 3 numbers. The three numbers, depending on the design and size of the frame. Due to the big amount of frames we don't list all the numbers but you can contact your local dealer for more information if needed.

2. MATERIAL

Used frame materials:

- 30 ton High Modulus Carbon
- 24 ton High Modulus Carbon
- Stainless steel (drop out protection plates)

3. WEIGHT

3.1. FRAME

SIZE	WEIGHT (*)
XXS	1070 GRAMS
XS	1080 GRAMS
S	1100 GRAMS
M	1120 GRAMS
L	1170 GRAMS

(*) Weight of unpainted frame, real weight may differ from the weight mentioned above by $\pm 10\%$.

3.2. FORK

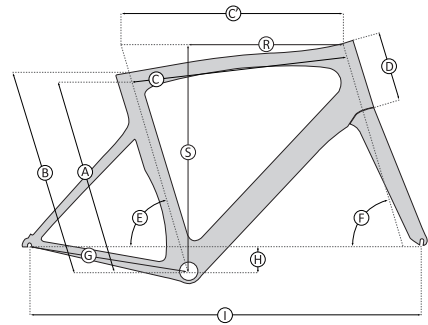
The weight of the Noah F-Splitfork Race is around 400 g (*)

(*) Weight of unpainted fork, real weight may differ from the weight mentioned above by $\pm 10\%$.

4. GEOMETRY

SIZE	A	B	C	C'	D	E	F	G	H	I	J*	S	R
XXS	430	460	506	516	110	75,0	72,0	405	68	970	748	507	379
XS	445	475	513	525	130	74,0	72,0	405	68	970	764	527	374
S	460	490	531	545	145	73,5	73,0	405	66	977	780	542	384
M	490	520	549	565	175	73,0	73,5	405	66	987	809	573	390
L	520	550	567	585	205	72,5	73,5	408	63	1005	839	599	396

(*) J: Stand over height, measured with 25 mm tires installed.



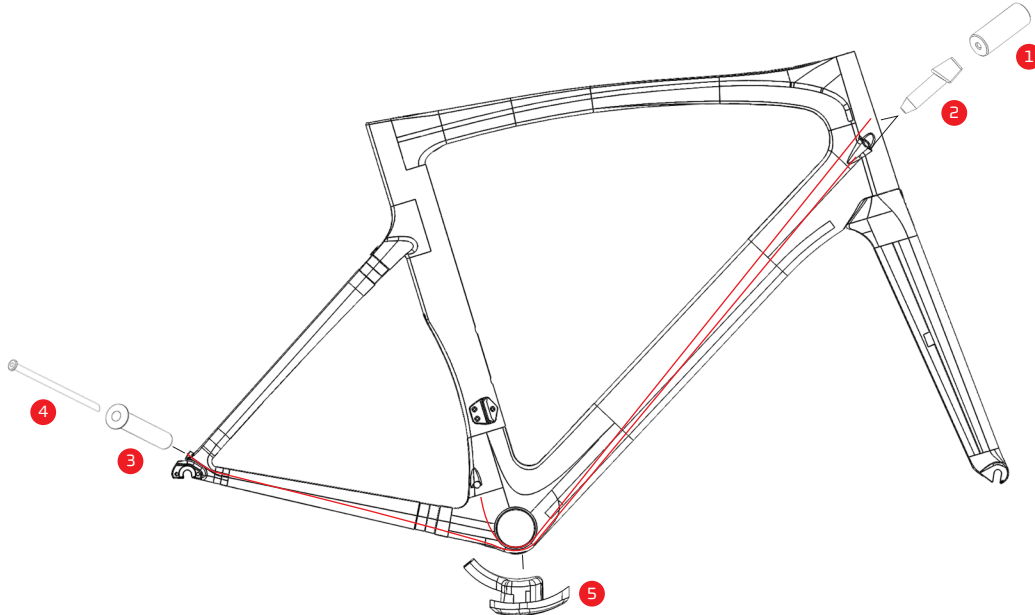
5. CABLE ROUTING

5.1. COMPATIBILITY

The Noah SL is compatible for:

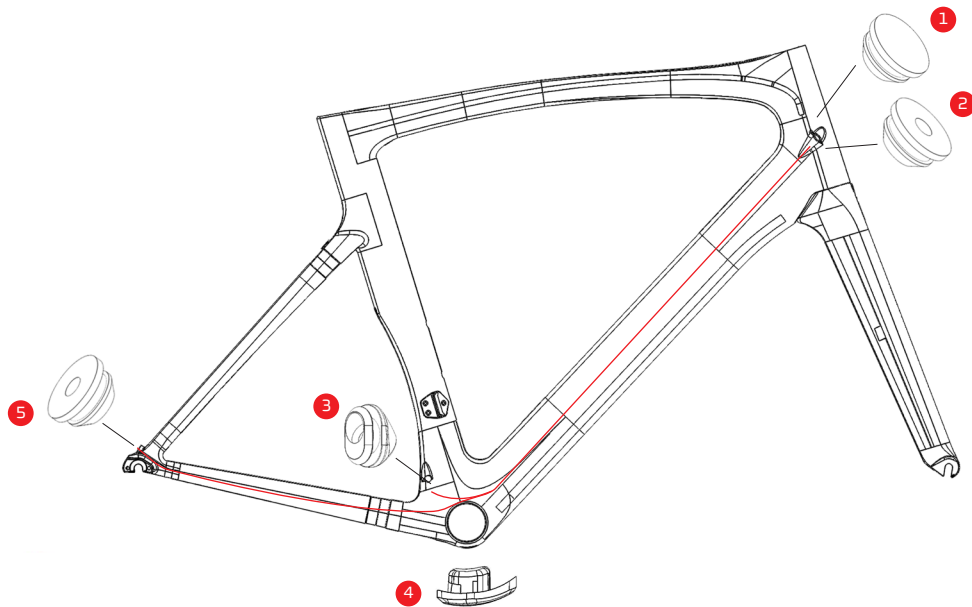
- Mechanical groupsets
- Electronical groupsets: Shimano Di2 & Campagnolo EPS

5.2. MECHANICAL CABLE ROUTING



NO.	PART	PART CODE	QUANTITY
1	END CAP, SHIFTER CABLE	CABSTIJAG002	2
2	CABLE STOPPER	FRPSTORID006	2
3	REPLACEABLE INTERNAL CABLE STOPPER	FRPSTORID007	1
4	REPLACEABLE INTERNAL CABLE LINER	CABSTIRID001	1
5	CABLE GUIDE	CBGR CERID016	1

5.3. ELECTRONIC CABLE ROUTING



NO.	PART	PART CODE	QUANTITY
1	CLOSED GROMMET	FRPGROJAG002	1
2	OPEN GROMMET	FRPGROJAG003	1
3	DI2 GROMMET	FRPGROJAG009	1
4	BB GROMMET	FRPGRORID006	1
5	OPEN GROMMET	FRPGRORID007	1

5.3.1. BATTERY MOUNT POSITIONS

- The internal Shimano Di2 battery can be mounted in the seat post.
- The internal Campagnolo EPS battery can be mounted in the seat tube behind the bottle cage bolts

6. PARTS

6.1. FORK

The standard fork, used for a Noah, is the Noah fork.

6.1.1. MATERIAL

- Fork legs: Carbon
- Steerer tube: Carbon

6.1.2. DIMENSIONS

- Steerer tube length: 300 mm
- Headset: 1 1/8" upper ring – 1 1/2" lower ring
- Fork rake: 45 mm
- OLD (OverLock nut Distance): 100 mm

6.1.3. WHEELS

The fork is developed for 700C race wheels with a build in width of 130 mm and a quick release with a maximum diameter of 9 mm.

6.1.3. TIRES

We recommend a maximum tire width of 25 mm with a maximum rim width of 28 mm.

6.1.4. PART CODES

All the Noah forks have a particular part code composed by the letters “FORRFL4ZA...”, added by 3 numbers. The three numbers, depending on the design. Due to the big amount of forks we don't list all the numbers but you can contact your local dealer for more information if needed.

6.2. HEADSET

45° Oversized angular contact bearing (S.H.I.S.: IS42/28,6|IS52/40):

- Lower bearing: 1 1/2”
- Upper bearing: 1 1/8”

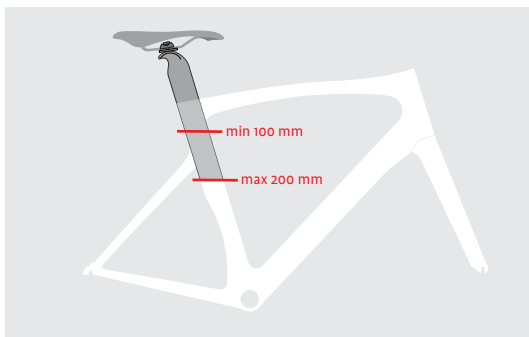
Recommended headsets:

RIDLEY PART CODE	TYPE	BRAND
HSERACFSA008	NO.42/ACB-A-H6091	FSA
HSERACFSA009	NO.42/CFST/ACB-A-H6091	FSA

6.3. SEAT POST

The Noah comes with a specific Ridley aero seatpost.

! Pay attention the **minimum** insert depth of the seat post is 100 mm.
! Pay attention the **maximum** insert depth of the seat post is 200 mm, inserting the seatpost too deep into the seat tube can damage the seat tube at the wheel cut out area.



6.3.1. SEAT POST CLAMP

To fix the aero seat post the SPCNSLRID001 seat post clamp has to be used.

! SAFETY WARNING !

APPLY THE INCLUDED 'ASSEMBLY COMPOUND CARBON' AROUND INSERTED SEATPOST AREA (see instructions)



ASSEMBLY TORQUE: min. 12Nm /max. 14Nm!!!

REMOVE AFTER READING

6.4. BOTTOM BRACKET

The bottom bracket is designed for press fit 30 cups with a diameter of 46 mm and width of 68 mm.


Below bottom bracket cups are being used for the standard assembled bikes.

PART CODE	BRAND	DESCRIPTION	COMPATIBLE CRANKSETS
BBRPF3SRA001	SRAM	PRESS FIT 30 CUPS	SRAM PRESS FIT 30 CRANKSETS
BBRPF3SRA002	SRAM	PRESS FIT 30 TO BSA 68 ADAPTER	SRAM BSA 68 CRANKSETS SHIMANO BSA 68 CRANKSETS
BBRPF3CAM002	CAMPAGNOLO	ULTRA TORQUE™ OS-FIT™ INTEGRATED CUPS BB30 68X46	CAMPAGNOLO ULTRA TORQUE CRANKSETS
BBRPF3CAM003	CAMPAGNOLO	POWER TORQUE™ OS-FIT™ INTEGRATED CUPS BB30 68X46	CAMPAGNOLO POWER TORQUE CRANKSETS
BBRPF3CBE003	C-BEAR	C-BEAR CUPS FOR CAMPAGNOLO ULTRA TORQUE	CAMPAGNOLO ULTRA TORQUE CRANKSETS
BBRPF3CBE004	C-BEAR	C-BEAR CUPS FOR CAMPAGNOLO POWER TORQUE	CAMPAGNOLO POWER TORQUE CRANKSETS

6.5. BRAKES

The Noah is suited for most standard brakes, available in the market.

! Pay attention the used brake bolt nut is not longer than 12 mm



6.6. DERAILLEUR

6.6.1. FRONT

The frame is provided with a braze on clamp.

6.6.2. REAR

The hanger, used for the Noah is the HANRCERID033.



The carbon drop outs have stainless steel inserts for extra protection.

6.8. WHEELS

The frame is developed for 700C race wheels with a build in width of 130 mm and a quick release with a maximum diameter of 10 mm.

6.9. TIRES

We recommend a maximum tire width of 25 mm.

7. WARRANTY INFORMATION

7.1 MAXIMUM RIDER WEIGHT

The maximum rider weight is 95 kg.

#BUILTFORGLORY